

# Affinity® Three Birthing Bed

---



# Affinity® *Three*

The birth of a child is one of life's most memorable and significant events. It is life-changing for families ... and challenging for caregivers who are called upon to meet the emotional and physical needs of the mother while paying attention to their own safety and productivity. With these challenges come opportunities and rewards for everyone involved in the birthing process.

The **Affinity® Three Birthing Bed** builds upon Hill-Rom's long-standing success of its premier Affinity® Birthing Bed line and improves hospital flexibility, efficiency, positioning and delivery with a single product. And, its wide range of innovative features make it state-of-the-art in birthing beds.

Of course, it's just one solution from Hill-Rom designed to meet your maternity care needs — and just a part of the total health care environment solution we offer around the world. We meet the needs of caregivers and mothers, with beds, lighting, room furniture, radiant warmers, headwalls, communication systems and much more. All backed by customer service and attention to your needs that is simply the best in the world.

Innovative solutions that make sense for patients, caregivers and hospitals. That's why Hill-Rom has been the worldwide leader in health care environments for more than 70 years.

The Affinity® Three Birthing Bed from Hill-Rom helps improve caregiver productivity with a wide range of features that maximize **efficiency** by minimizing work effort. It offers OneStep™ features that require fewer steps to perform complex tasks.

The Affinity® Three Birthing Bed helps improve caregiver **safety** and reduce back injuries with features that minimize and simplify patient transfers. Realizing that back injuries are a significant problem for caregivers, the Affinity® Three Birthing Bed is designed to be easy to maneuver and, in fact, is the lightest birthing bed on the market today.<sup>1</sup>

The Affinity® Three Birthing Bed is an ideal solution for improved **comfort and satisfaction**. Today, many women have their first experience at a hospital through the obstetrics department. With more options for labor than ever before, you need to create a positive experience. The Affinity® Three Birthing Bed is made to accommodate virtually any choices your mothers prefer ... and it's built for superior comfort no matter what decisions they make.



At the time to break down the bed for use, the intuitive design of the Affinity® Three Birthing Bed makes for a fast and easy transition. Its simplified OneStep™ features allow a single caregiver to perform tasks that previously required multiple steps.



### Removable Foot Section

- Lightest weight lift-off foot section on the market today,<sup>1</sup> detaches in one easy motion.
- Conveniently stands upright, keeping perineal edge of the mattress off the floor.



### OneStep™ Foot Supports

- Single release lever provides easy adjustment in multiple directions.
- Gas-assist mechanism helps glide the foot into place.



### EasyGlide™ Calf Supports

- Always available and easily accessible to accommodate patients of various heights.
- May be raised or lowered by the foot section control button on the siderail.



### ① Auto Inflate and Deflate Seat Controls

- Auto Inflate control allows seat section inflation with the touch of a button.
- Auto Deflate control can void air quickly to assure patient comfort.



### ② 12 Volt Accessory Outlets

- A Hill-Rom exclusive. Outlets conveniently located on both sides of the bed.
- Available for future upgrade accessories.


### ③ CPR Release

### ④ OneStep™ Trend-like Mechanism

- Gas-assist mechanism allows the head elevation to immediately lower to 8°.
- Accommodates need for better visibility during difficult repairs.

### Seat Section

- Choice of V-cut or straight-edge mattress.
- The V-cut surface allows maximum exposure to the mother's perineum during labor and recovery.





## Affinity® Three Birthing Bed. **MOBILITY.**

---



When it becomes necessary to transport during childbirth, the Affinity® Three Birthing Bed is one of the industry's most mobile beds. The easy-to-manuever bed is designed to be the lightest birthing bed available today.<sup>1</sup> So, while the mother is in transit, caregivers can offer continued, confident care depending on these features to improve mobility:



- **Battery Backup** — A Hill-Rom exclusive, even when the bed is unplugged, bed controls continue to function, facilitating positioning and control during emergency transport.
- **Precision Casters** — Six-inch urethane casters roll and swivel for greater mobility. The central brake and steer system provides maximum bed stability.
- **Reduced Siderail Width** — For easy maneuverability through narrow hallways and doorways.
- **Breakaway Electrical Cord** — For quick release in emergency transport situations.
- **OneStep™ Trend-like Mechanism** — May be operated during transport.

## Affinity® Three Birthing Bed. **SAFETY.**

---

The safety of your patients is of the utmost importance, and a sense of security may make a difference in their experience. The Affinity® Three Birthing Bed includes features to address safety that both your patients and their caregivers will appreciate.



### ***Built-in Night Light***

A photo sensor allows for automatic illumination providing a focal point of the floor and foot exit area.




### ***Zero Transfer***

The OneStep™ Siderail Release provides zero transfer gap for safer and easier patient transfers.



### ***Low/High Bed Positions***

Low position provides stability to support the mother in ambulatory efforts.



**Comfortline® Mattress**

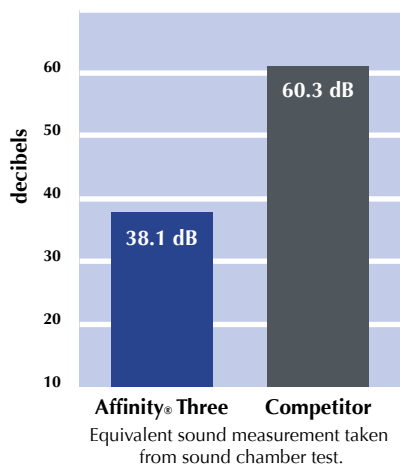
Designed to provide a soft, comfortable surface with superior support, the durable Comfortline® Mattress reduces the discomfort normally associated with birthing bed mattresses.

- ① Exclusive form-fitting Dartex® slipcover, with waterproof seams, extends durability.
- ② The Ultra-Fresh anti-microbial latex-free Dartex® cover is soft, durable and easy-to-clean.
- ③ Internal fire retardant barrier.
- ④ High-resiliency polyurethane foam is contour-cut for two layers of comfort.
- ⑤ Optional air bladders.



**Air Bladders**

The lumbar and seat bladders, both adjustable by the mother or caregiver, provide comfort and support.



**Quiet Drives**

- Less distracting noise improves patient satisfaction.
- Fast, smooth drives for quicker repositioning.



**Point-of-Care® Siderail Controls**

- Backlit controls for visibility in the dark.
- All controls are easy to understand and reach.
- Optional SideCom® Communication System integrates nurse call, universal television, radio and lighting controls.



- Fewer parts to break or wear out.
- Faster to service than other birthing beds, with easier access to electronics and drives.
- Fewer exposed mechanical parts to prevent damage.
- Fewer preventive maintenance requirements.
- Easy to upgrade as needs change.
- Designed for effortless cleaning.



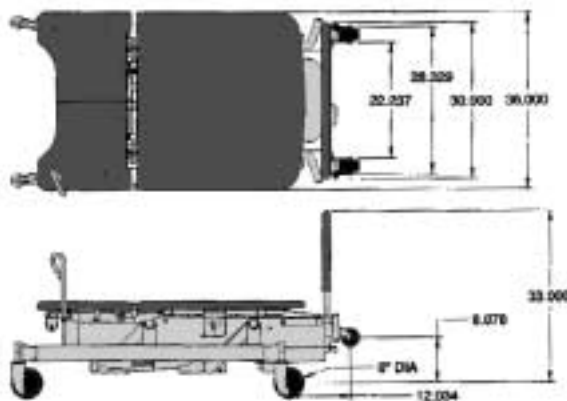
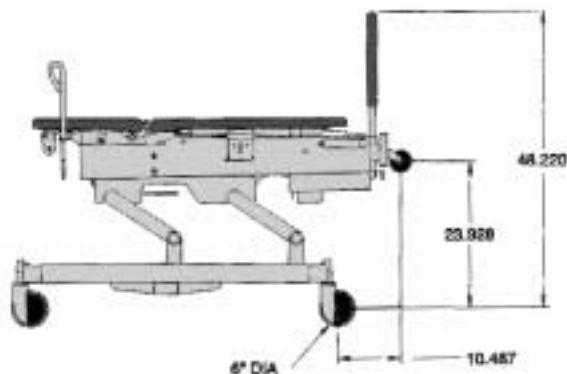
Affinity® Three Birthing Bed. **POSITIONS FOR LABOR AND BIRTH.**

---

*Flexible positioning makes it possible for nurses to give mothers the experience they want — easily and comfortably.*

---





**Performance Specifications**

Length	90 in. (229 cm)
from roller bumpers	
to break in seat section	61 7/8 in. (157 cm)
from break in seat section to end of bed	28 1/8 in. (71 cm)
Width	
siderails up	39 in. (99 cm)
siderails down	36 in. (91 cm)
Bed Height	
low (with mattress)	22 in. (56 cm)
high (with mattress)	38 in. (97 cm)
maximum height of seat section in Trend-like position	40 in. (100 cm)
Mattress	
length	78 in. (198 cm)
width	35 in. (89 cm)
thickness (head section)	4 in. (10 cm)
thickness (foot section)	3 in. (8 cm)
Critical Angles	
maximum head elevation	63°
maximum seat elevation	15°
maximum Trend-like positioning	8°
Maximum Lift Capacity	
bed	500 lbs. (227 kg)
foot section	400 lbs. (181 kg)
head section	200 lbs. (91 kg)
Caster Size	6 in. (15 cm)/8 in. (20 cm)
Weight	450-460 lbs. (204-208 kg)

**Standard Features**

- Battery Back-up
- Automatic Night Light
- Automatic Seat Tilt
- Tente® Locking Casters
- Fluid Basin
- OneStep™ Activation
  - Instant CPR Release
  - Instant Labor Grips
  - Siderail Release
  - Trend-like Positioning
  - Foot Supports
  - Foot Section Removal
- Standard 6 in. (15 cm) Caster
- Lift or Slide-Off Foot Section
- V-cut or Straight Edge Surface
- Blow-Molded Headboard
- Central Brake and Steer
- Lockout Control and Indicator
- IV Pole

**Accessories**

- Anesthesia Screen
- Arm Board
- Calf Supports – Attached
- Calf Supports – Telescoping
- Comfort Pad
- Disposable Drapes
- Foley Hook Kit
- Foot Rest Bar
- Full Leg Supports – Attached
- Full Leg Supports – Telescoping
- Instrument Tray
- IV Poles
- ISS System
- Labor Bar
- O2 Tank Holder
- Pendant Control
- Permanent IV Pole
- Phone
- Sheets
- Slip Cover – Foot Section
- Slip Cover – Head Section
- Siderail Pads
- Wedge Assembly

**Options**

- 8 in. (20 cm) Casters
- 12V Auxiliary Outlets
- Air Support System
- Sidecom® Communication Controls
- Siderail Controls
- Variety of Wood Headboards
- Voltage – 120A or 230A

<sup>1</sup> Based on Hill-Rom comparisons in the U.S.

Tente® is a registered trademark of Tente-Rollen GmbH. Dartex® is a registered trademark of Courtaulds Textiles (Holdings) Limited.



Manufactured by Hill-Rom under a quality system certified to **ISO 9001/EN46001** by TÜV Product Service.



Hill-Rom reserves the right to make changes without notice in design, specifications, and models. The only warranty Hill-Rom makes is the express written warranty extended on the sale or rental of its products.  
© 2001 Hill-Rom Services, Inc.  
ALL RIGHTS RESERVED.